
**Minnesota Statewide Drug Court
Evaluation:
Overview, Progress, and Preliminary Analysis**

**Minnesota Statewide Drug Court
Conference
June 21-22, 2011**



Statewide Drug Court Evaluation

- **Overview**
 - **Statewide Drug Court Evaluation Committee**
 - **Statewide Approach to Evaluation**
 - **Progress Update**
 - **Timeline**
- **Preliminary Analysis**
 - **Use of Cost-Effective Evidence Based Practices**
- **Final Analysis – December 2011**



Statewide Evaluation Overview

- Statewide Drug Court Evaluation Committee
 - Department of Human Services (DHS)
 - Department of Corrections (DOC)
 - Minnesota Sentencing Guidelines Commission (MSGC)
 - Department of Public Safety (DPS)
 - Office of Justice Programs (OJP)
 - Office of Traffic Safety (OTS)
 - Drug Court Evaluators & Researchers
 - Drug Court Coordinators
 - State Drug Court Coordinator & Researchers



Statewide Evaluation Overview

- Statewide Approach to Evaluating MN's Drug Courts
 - Process and Outcome Evaluation
 - Statewide Drug Court Standards
 - 10 Key Components of Drug Courts
 - Statewide Drug Court Goals
 - Enhancing Public Safety
 - Ensuring Participant Accountability
 - Reducing Costs to Society



Statewide Evaluation Overview

- Statewide Approach to Evaluating MN's Drug Courts
 - **Drug Court Cohort Profile**
 - Non-DWI Offenders in Adult and Hybrid Courts (16 courts, approximately 500 participants)

General Profile

- 1/3 Female
- 4% Veteran
- 62% Caucasian,
- 28% Afr. Amer.,
- 5% Amer. Indian,
- 4% Hispanic/ Asian/ Multi-Racial

At Drug Court Acceptance

- 62% Unemployed
- 32% Education less than Diploma/GED
- 96% Chemically Dependent

Initiating Offense

- 98% Felony Level
- 80% Drug
- 15% Property
- 3% Other



Statewide Evaluation Overview

- Statewide Approach to Evaluating MN's Drug Courts
 - **Statewide Comparison Group**
 - Stratified random sample of adult felony court cases disposed in 2007-2008
 - Similar to Cohort on...
 - Need for Treatment
 - Risk to Re-offend
 - Current Offense
 - Demographics



Statewide Evaluation Overview

- Research Questions for Statewide Evaluation

- Goal 1: Enhancing Public Safety
 1. Are rates of recidivism lower for adult drug court or hybrid court participants?
 - Measure: New charges
 - Measure: New convictions



Statewide Evaluation Overview

- Research Questions for Statewide Evaluation

- Goal 2: Ensuring Participant Accountability
 1. Are drug court participants complying with treatment requirements?
 2. Do drug court participants show improvement in community functioning?
 3. How many drug court participants successfully complete the program?
 4. How many days are drug court participants sober before discharge?



Statewide Evaluation Overview

- Research Questions for Statewide Evaluation

- Goal 3: Reducing Costs to Society
 1. Are drug court participants spending less time in jail and prison?
 - Measure: Average number of days in jail (and ranges)
 - Measure: Average number of days in prison (and ranges)



Statewide Evaluation Overview

- Research Questions for Statewide Evaluation

- Statewide Drug Court Standards and Evidence Based Practices
 1. Do drug court teams work together collaboratively?
 2. Are drug courts participants assessed as high risk and high need?
 3. Are drug court team members assigned to the team for at least one year?
 4. Are participant eligibility criteria flexible?

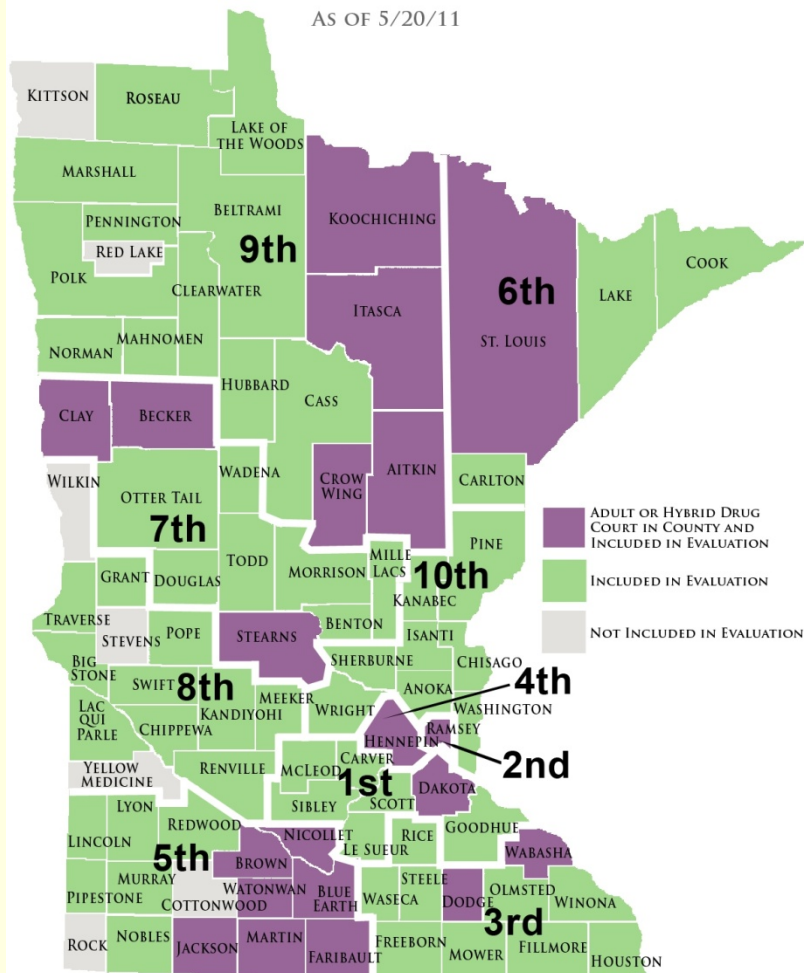


Counties in Evaluation

STATEWIDE DRUG COURT EVALUATION

Counties Included in Evaluation

AS OF 5/20/11





Progress Update - Data Collection

- Chemical Dependency Status Data Collection
 - Contact made with 80 counties
 - Information from 60 counties

- Demographic & Criminal History Data Collection
 - MSGC worksheets collected
 - PSIs collected
 - Tracking Sheet data (Drug Court Cohort)



Timeline for Statewide Evaluation

July 2007

- Statewide Standards Adopted

July 2007 – December 2008

- Drug Court Cohort Participants enter drug court

July 2007 – June 2011

- Collect Participants in Cohort
- Define and Collect Information on Both Groups
- Finalize Methodology
- Preliminary Analysis

December 2011

- Final Report:
 - Cost Effective Evidence Based Practices Analysis
 - Recidivism Analysis
 - Adherence to Statewide Standards Analysis
 - Jail and Prison Use Analysis



Statewide Drug Court Evaluation

- Overview
 - Statewide Drug Court Evaluation Committee
 - Statewide Approach to Evaluation
 - Progress Update
 - Timeline
- **Preliminary Analysis**
 - **Use of Cost-Effective Evidence Based Practices**
- Final Analysis – December 2011



Preliminary Analysis

- Preliminary Analysis
 - Use of Cost-Effective Evidence Based Practices Analysis and Report
 - Presented to MN Judicial Branch Leadership January 2011



NPC Report – Review from earlier

- “The NPC Report”:
 - Shannon Carey, et al. (2008). *Exploring the Key Components of Drug Courts: A Comparative Study of 18 Adult Drug Courts on Practices, Outcomes and Costs*. Portland, OR: NPC Research.
 - Analysis of practices used
 - Impact of practices on Outcome Costs

- What are Outcome Costs?
 - Costs incurred due to criminal justice recidivism
 - Recidivism costs include re-arrests, new court cases, probation time served, and incarceration (jail and prison)
 - Calculated as the % improvement for the drug court group in relation to the comparison group

- Range of Costs Avoided from Individual Evaluations of 18 Courts:
 - Costs Avoided per Participant (per 2 year period):
 - Studies ranging from \$900 per participant to \$5,000 per participant



NPC Report – Review from earlier

- Improvements in Outcome Costs for Drug Courts Using Practice
 - Improvement over “business-as-usual”
 - Example: Treatment Provider Regularly Attends Drug Court Hearings
 - 35% Improvement in Outcome Costs over traditional case processing



NPC Report – Review from earlier

- Improvement in Outcome Costs for Drug Court Not Using Practice
 - Improvement over “business-as-usual”
 - Example: Treatment Provider Regularly Attends Drug Court Hearings
 - 4% Improvement in Outcome Costs even without practice



NPC Report – Review from earlier

- No Improvement in Outcome Costs for Drug Courts if Not Using Practice
 - Example: Drug testing 2 or more times per week during Phase 1
 - -9% Improvement in Outcome costs (meaning less cost effective than traditional case processing)



Comparison of NPC Analysis and MN Drug Courts

- Comparison of Minnesota Drug Courts and Results from NPC Study
 - Do Minnesota Drug Courts use the practices found to be cost effective?
 - How do Minnesota Drug Courts compare to the courts in the NPC Report regarding implementation of these practices?



Analysis of MN Drug Courts

- Analysis of Minnesota Drug Courts in Statewide Evaluation
 - Survey of Policies and Practices of Drug Courts
 - 16 Drug and Hybrid Courts in Evaluation
 - Conducted Fall 2010
 - Survey of Drug Court Team Members
 - All Drug Courts
 - Conducted Fall 2010



Analysis Notes

- **Factors to Remember in MN/NPC Comparison**
 1. Courts in NPC Analysis Not Random
 2. Courts in NPC Analysis Not Necessarily Representative of Nation
 3. Necessary to have some courts using/not using practice to conduct analysis



Do Minnesota Drug Courts use cost effective practices?

Yes!

Minnesota Drug Courts implement all 20
practices analyzed, but to varying degrees
(N=16)



What practices are used?

- All 16 courts use the following practices:
 - Twice monthly appearances in front of a judge during Phase 1
 - Perform drug testing twice weekly during Phase 1
 - All completers (from all courts) had at least 90 days abstinence at graduation
 - Received Drug Court Planning Initiative (DCPI) training prior to implementation



What about the most cost effective practices?

- Law enforcement included as a Team member (49% improvement over business as usual)
- The public defender attends all Team meetings (41%)
- All Team members get formal training (41%)
- Uses evaluation feedback to make modifications (44%)
- Include a phase focused on relapse prevention (41%)



What about the most cost effective practices?

- Law Enforcement included as a Team Member
- NPC Report:

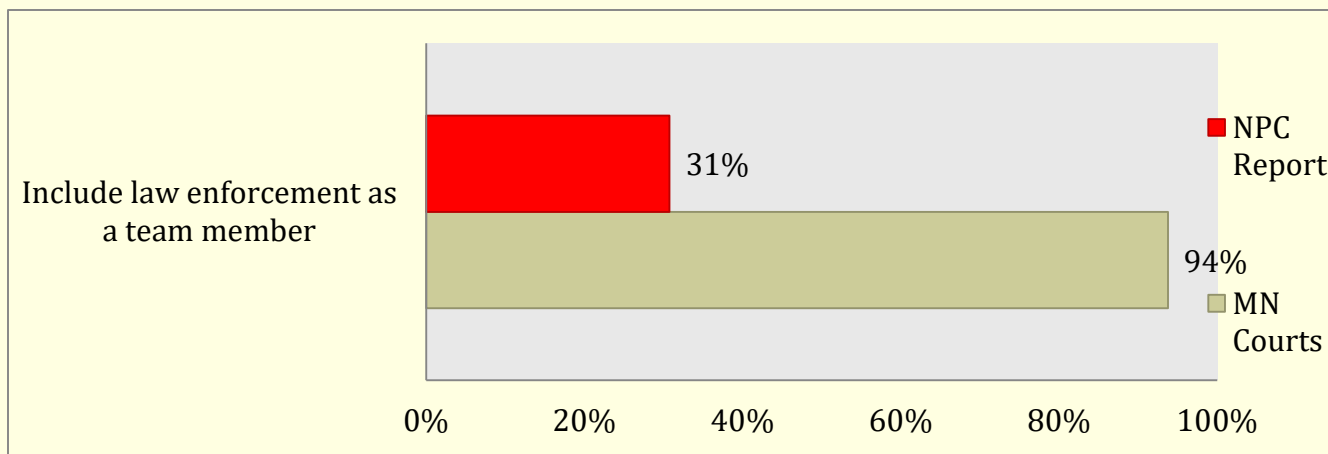
Evidence-Based Practice	% Improvement in Outcome Costs for Drug Courts (From NPC Report)	
	<u>Not Using Practice</u>	Using Practice
Law Enforcement Included as Team Member	12%	49%

- **15 of the 16 Minnesota Courts Use this Practice**



What about the most cost effective practices?

- Law Enforcement included as a Team Member
- **Courts in NPC Report:** One-third of drug courts used practice
- **MN Courts:** 94% of drug courts used practice





What about the most cost effective practices?

- All Team members get formal training
 - NCPI Training Prior to Implementation
- NPC Report:

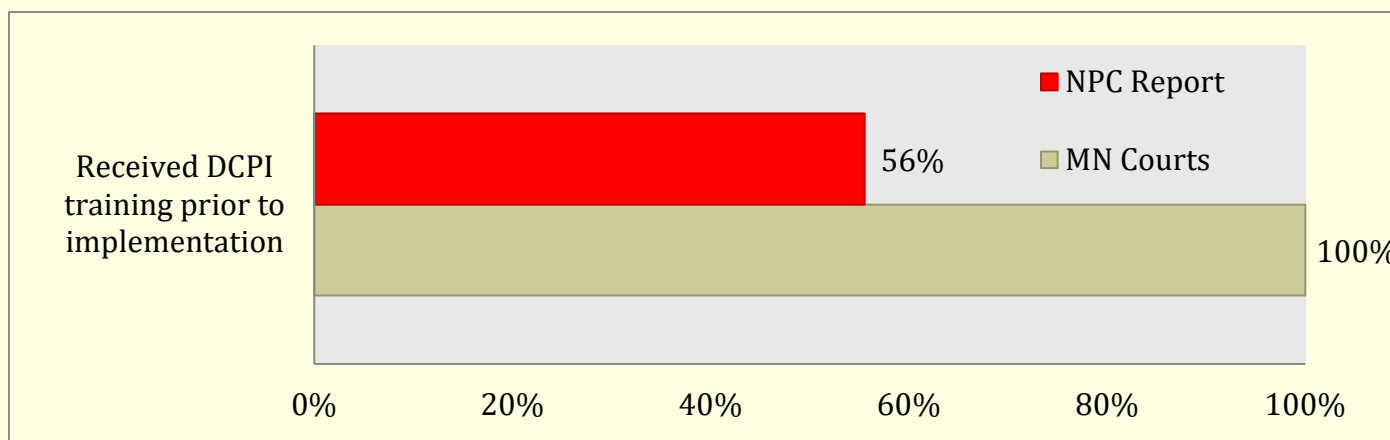
Evidence-Based Practice	% Improvement in Outcome Costs for Drug Courts (From NPC Report)	
	<u>Not Using Practice</u>	Using Practice
Received DCPI training prior to implementation	2%	29%

- **All 16 Minnesota Courts Use this Practice**
- **May see up to 15 times greater savings**



What about the most cost effective practices?

- All Team members get formal training
 - NCPI Training Prior to Implementation
- **Courts in NPC Report:** Half of drug courts used practice
- **MN Courts:** 100% of drug courts used practice





How do MN Drug Courts compare to Courts in the NPC report?

- Of 20 Practices...
- Minnesota Drug Courts had a **higher proportion of courts using the practice** than the NPC report on 19 practices
- **All Minnesota Drug Courts** use 4 of the practices
 - None of the practices were used by all NPC Courts
- Half of the practices were used by **at least 10 Minnesota Drug Courts**



Where can MN drug courts improve?

- Use of a single coordinated treatment agency (3 courts)
- Use evaluation feedback to make modifications (7 courts)
- Drug Court receives drug test results within 48 hours (9 courts)
- Treatment representatives present at court hearings (9 courts)



What does this mean?

- What does this preliminary analysis mean for Minnesota Drug Courts?
 - **We may see similar improvements in Outcome Costs as the courts in the NPC Report**
- If Minnesota Drug Courts implement evidence-based practices that indicate cost effectiveness, MN should see similar savings



Statewide Drug Court Evaluation

- Overview
 - Statewide Drug Court Evaluation Committee
 - Statewide Approach to Evaluation
 - Progress Update
 - Timeline
- Preliminary Analysis
 - Use of Cost-Effective Evidence Based Practices
- **Final Analysis – December 2011**



Final Analysis - What is Left?

- Data Collection from our Partners
 - LSI-R Assessments
 - Data on Prisoners
 - DHS Treatment Information
 - Jail and Prison Days Served
- Final Analysis
 - Update Drug Court Information on Cohort
 - Recidivism - New offenses through 6/30/2011
 - Finalization of Comparison Group



Final Analysis - What will we know?

- Are recidivism rates lower for Drug Court Participants?
- Do Drug Court Participants show improvement in education and employment?
- Are Drug Court Participants spending less time in jail and prison?
- Are Drug Courts in Compliance with the Standards?



MINNESOTA
JUDICIAL
BRANCH

Evaluation Information

Research & Evaluation Unit

Court Services Division

State Court Administrator's Office

Minnesota Judicial Branch

<http://www.mncourts.gov/?page=494>