

Summary Information on
Juvenile Delinquency Petitions in
Minnesota Courts

Calendar Year 2002

Presented to the House and Senate Crime Prevention Committees
Pursuant to M.S. § 260B.173

December 2003

Prepared by
Research and Evaluation
Court Services Division
State Court Administrator's Office
Minnesota Supreme Court

Juvenile Delinquency Petitions in Minnesota Courts Calendar Year 2002

Highlights

- In calendar year 2002 over 24,000 delinquency petitions were filed in Minnesota courts. Delinquency petitions represent 36% of all petitions filed in juvenile court. Slightly over half (53%) of the delinquency petitions in 2002 were for misdemeanor offenses, 37% were for felonies and 10% were for gross misdemeanors. These patterns are consistent with data reported in previous years.
- The Fourth Judicial District had the largest number of petitions (4,611), followed by the First District (4,360) and the Tenth District (3,343). These three districts account for one-half of the delinquency petitions filed statewide.
- For delinquency petitions filed in 2002, the average age of the juveniles involved was fifteen. More than three-quarters (82%) were fourteen years old or older.
- Overall, 77% of all delinquency petitions filed in 2002 involved males; the percentage was higher (84%) for felony delinquencies.
- The largest proportion of felony delinquency petitions involved property offenses (59% in 2002). The most common alleged felony delinquency offenses were Theft and Burglary, which together account for nearly one-half of the felony filings.
- In 77% of the juvenile delinquency petitions disposed in 2002 there was either an admission of guilt or a finding of guilt or delinquency.
- The most common dispositional conditions ordered for delinquency petitions in 2002 were financial sanctions (including fines, restitution and community work service), supervision/probation and treatment or counseling. Letters of apology to victims were also very common.

Summary Information on Juvenile Delinquency Petitions in Minnesota Courts Calendar Year 2002

Juvenile courts in Minnesota hear a large number and wide variety of cases each year. In calendar year 2002 almost 68,000 juvenile petitions were filed. Almost half of the petitions involved status and juvenile petty offenses. Status offenses are those acts that are unlawful for a juvenile but are not crimes if committed by an adult. Juvenile courts also hear cases involving Children in Need of Protection or Services (CHIPS). CHIPS cases address issues such as dependency/neglect, truancy, runaways and the termination of parental rights.

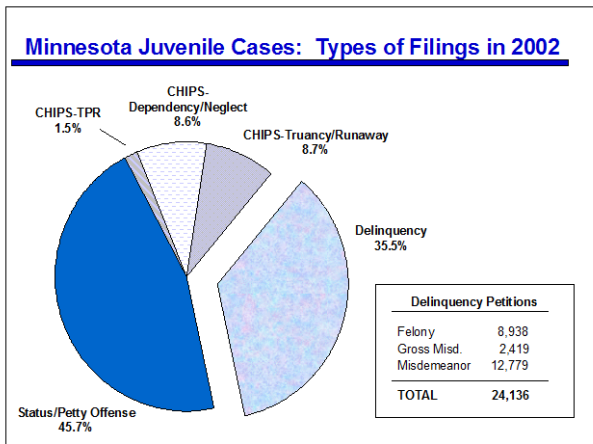
Over one-third of juvenile court filings in 2002 involved delinquency petitions. A delinquency petition is filed when a child aged ten through seventeen is alleged to have committed an act that would be a crime if committed by an adult. Pursuant to M.S. § 260B.173 this report focuses on the delinquency petitions filed or disposed in Minnesota in calendar year 2002 and includes information on the types of offenses involved, the geographic and demographic distribution of cases and the specific dispositional outcomes ordered by the court. Aggregated information by judicial district and a copy of MS. § 260B.173 are included in the Appendices.

PETITIONS FILED IN 2002

DELINQUENCY PETITION TYPE

In calendar year 2002, there were 24,136 delinquency petitions filed in Minnesota courts. Delinquency petitions are grouped into three categories, based on the level of the most serious alleged act: felonies, gross misdemeanors, and misdemeanors. Statewide, slightly over half (53%) of delinquency petitions filed in 2002 were for misdemeanor offenses, 37% for felonies and 10% for gross misdemeanors. This distribution is consistent with patterns observed in previous years.

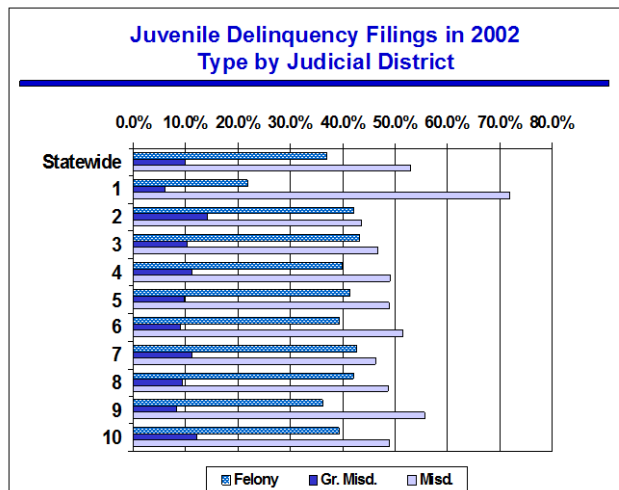
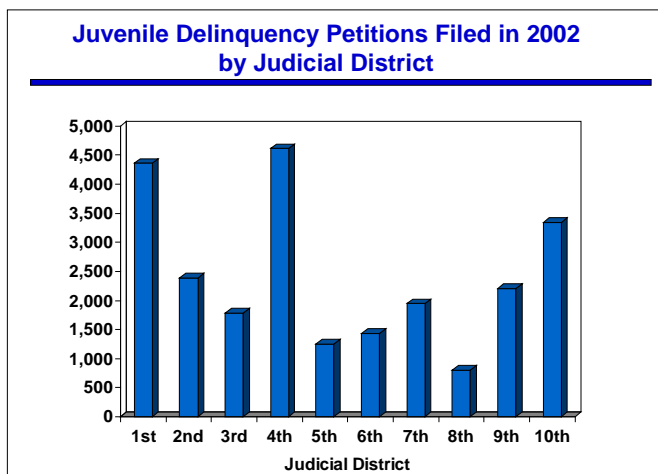
**Juvenile Delinquency Filings in 2002 –
Type of Petition by Judicial District**



Jud. Dist.	Total # Del. Petitions	Type of Del. Petition		
		Felony	Gross Misd.	Misd.
1	4,360	955	265	3,140
2	2,391	1,010	339	1,042
3	1,783	769	182	832
4	4,611	1,841	509	2,261
5	1,254	519	122	613
6	1,438	568	129	741
7	1,945	831	216	898
8	805	338	75	392
9	2,206	797	180	1,229
10	3,343	1,310	402	1,631
Total	24,136	8,938	2,419	12,779

GEOGRAPHIC DISTRIBUTION

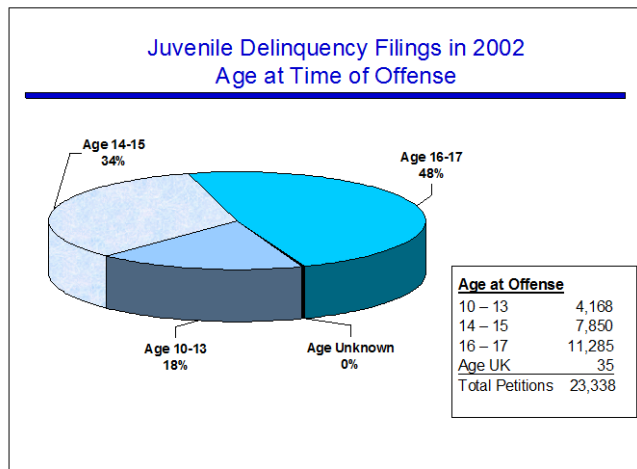
The First, Fourth and Tenth Judicial Districts account for one-half (51%) of the delinquency petitions filed in the state. The Fourth District (Hennepin County) had the largest number of felony and gross misdemeanor petitions. The distribution of filings by offense level varies by district. For example, the First District had the second largest number of total delinquency petitions; however a higher proportion of petitions in the First District (72%) were for misdemeanor offenses, as compared to the statewide average (53%).



AGE, GENDER AND RACE

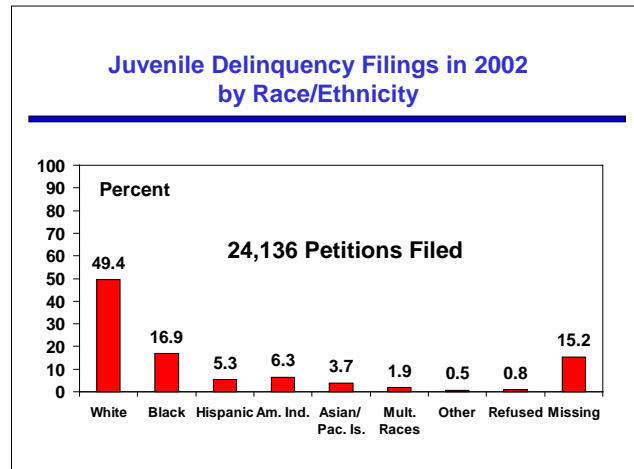
In 2002, the average age of juveniles involved in delinquency petitions was 15 (at the time of the offense). Eighty-two percent of the juveniles were fourteen years old or older.

Seventy-seven percent of all delinquency petitions filed in 2002 involved males and 22% involved females. In 1% of the cases, this information was not available. The percentage of juveniles who are male is highest for felony level petitions (84% as compared to 73% for gross misdemeanors and 72% for misdemeanors).



Data on petitions filed in Scott County in 2002 by age and gender are not available. As explained at the end of this report, the only juvenile data available for Scott County are the number of petitions filed by type of petition and by race.

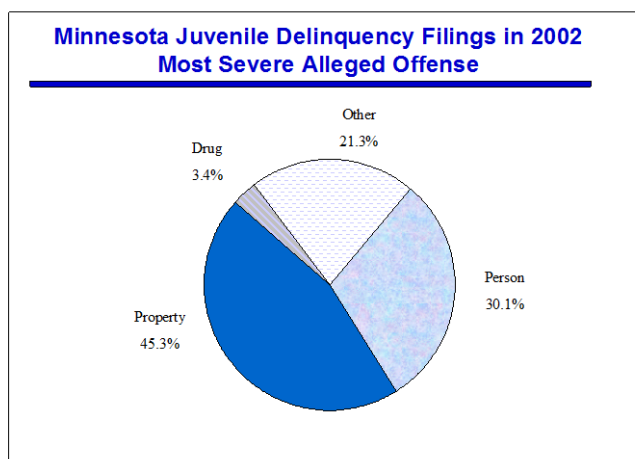
The courts began collecting self-reported race information on all juvenile cases in July 2001. This is the first report that includes self-reported race and ethnicity for juveniles appearing in court on delinquency matters. In addition to self-reported race information which is collected when a juvenile makes an appearance in court, the Juvenile Rules require race information to be recorded on the charging document¹. For delinquency cases the charging document is the petition. This “observed” race data is included in the percentages when self-reported race is missing.



In 2002, the largest percentage of the 24,136 petitions filed involved white juveniles (49.4%). Black juveniles represent 16.9% of the petitions filed followed by American Indians (6.3%), Hispanics (5.3%) and Asian/Pacific Islanders (3.7%). In less than one percent of the cases there was a refusal to provide race data. For 15.2% of the cases the race of the juvenile is missing.

OFFENSE TYPE

Almost half of all delinquency petitions filed involve property offenses. In 2002, 45% involved a property offense, 30% involved a person offense, 3% involved a drug offense, and 21% involved other types of offenses. The “other offense” category consists primarily of non-felony offenses (87%); the most common being disorderly conduct, obstruction of the legal process, and juvenile alcohol offenses. Data on petitions filed in Scott County by type of offense are not available.



When examined by petition type, a higher proportion of misdemeanors involve person offenses (35%) as compared to felonies (27%) and gross misdemeanors (19%). This is due to the large number of misdemeanor level assaults.

¹ Minnesota Rules of Juvenile Procedure 6.02 and 6.03

The most common alleged felony offenses were Theft and Burglary, which together account for almost one-half of all the felony filings. Common felony person offenses include assault and criminal sexual conduct. Of the 8,808 felony delinquency petitions filed in 2002, 28 involved a homicide as the most severe offense at filing.

**Felony Delinquency Filings – 2002
Most Severe Alleged Offense**

Offense	Number	Percent
Theft/Stolen Property	2,597	29.5%
Burglary	1,702	19.3%
Assault	1,177	13.4%
Property Damage	853	9.7%
Drugs	640	7.3%
Sex Offenses	572	6.5%
Weapons	345	3.9%
Robbery	289	3.3%
Homicide	28	0.3%
Other Offense	604	6.9%
Unknown	1	0.0%
Total	8,808	100.0%

CASES DISPOSED IN 2002

There were 19,985 delinquency petitions with an initial disposition in calendar year 2002 (6,810 felonies, 2,566 gross misdemeanors, and 10,609 misdemeanors). These figures do not, however, include any data for Scott County. As explained at the end of this report, dispositional data for Scott County juvenile cases are not available for 2002 and are, therefore, not included in dispositional totals for the First Judicial District. The disposition data discussed in this section also do not include cases for which the only closing activity or disposition was a change of venue to another county (juvenile cases are frequently transferred between counties if the juvenile resides in another county).

TYPE OF INITIAL DISPOSITION

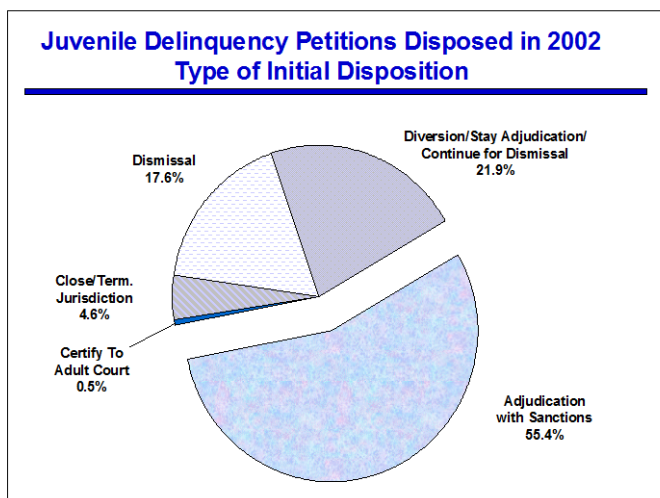
In 77% of the juvenile delinquency petitions disposed in 2002 there was an admission or a finding of guilt or delinquency on at least one count. The rate was higher for felonies and gross misdemeanors than for misdemeanors (83% and 86% as compared to 72%). These conviction/adjudication percentages are based on the number of petitions with a finding, admission, or adjudication at the case level or for any individual count.

**Delinquency Petitions Disposed in 2002
Adjudication, Admission or Finding of Guilt
By Judicial District**

Jud. District	Total Dispositions	Adjudicated, Finding or Admission of Guilt
1*	3,012	66%
2	2,154	85%
3	1,512	79%
4	3,962	70%
5	1,023	80%
6	1,305	88%
7	1,687	82%
8	641	81%
9	1,882	77%
10	2,807	83%
Statewide	19,985	77%

* First District totals do not include Scott County.

In 55% (11,067) of the delinquency petitions disposed in 2002, there was an adjudication and the court ordered specific sanctions or care and placement conditions. The percentage was slightly higher for felonies and gross misdemeanors than for misdemeanors (57% and 61% as compared to 53%). The specific types of outcomes ordered in these cases are discussed in the section below. For 104 (0.5%) of the cases disposed the initial disposition in the case was certification to adult court. In 18% of the cases, the petition as a whole or all of the charges were dismissed. The dismissal rate was highest for misdemeanor cases (23% as compared to 12% for felonies and 10% for gross misdemeanors).

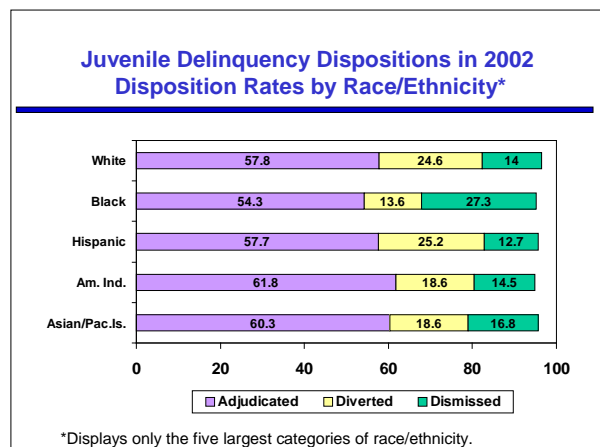


Juvenile Delinquency Petitions Disposed in 2002
Initial Disposition by Petition Type

	Adjudication w/ Sanctions/Conditions	Certify to Adult Court	Diversion/ Stay Adj. / Continue for Dism.	Dismiss	Close/ Terminate Jurisdiction
Felony	56.5%	1.5%	25.8%	12.0%	4.2%
Gross Misd.	61.1%	0%	24.8%	10.3%	3.8%
Misd.	53.2%	0%	18.6%	22.9%	5.2%
All Types	55.4%	0.5%	21.9%	17.6%	4.6%

In 22% of the dispositions the court continued the case for dismissal, stayed adjudication or ordered the juvenile to participate in a diversion program. This type of disposition frequently includes a variety of care and placement requirements (e.g., treatment, restitution, etc.) as well as requirements such as abstaining from using drugs or alcohol, attending school, and remaining law abiding. Failure to meet the requirements ordered by the court may result in the child being returned to court and adjudicated on the charges. The court may subsequently order additional sanctions or conditions. The remaining 5% of the cases involve case closings or terminations of jurisdiction that did not specifically include a dismissal of the petition or charges.

A comparison of the rates of adjudication shows little variation by race/ethnicity. The highest rate of adjudication is observed for American Indians (61.8%), the lowest rate is for blacks (54.3%). Differences by race in the rates of diversion and dismissal are more pronounced. One-quarter of petitions involving white juveniles are diverted, continued for dismissal or granted a stay of adjudication compared to 13.6% of petitions involving blacks. On the other hand, 27.3% of cases



involving black juveniles are dismissed compared to 14% of cases involving white juveniles.

DISPOSITIONAL CONDITIONS AND SANCTIONS

The most common dispositional conditions ordered by juvenile courts for delinquency petitions in 2002 were financial sanctions (including fines, restitution and community work service), supervision/probation, and evaluation, treatment or counseling. Letters of apology to victims were also very common (they comprise 31% of the “Other Sanctions” category).

The court ordered placement in a residential facility (a state or local facility or some other out-of-home placement) in 25% of the 11,067 delinquency petitions resulting in guilt and for which the court imposed some type of care and placement conditions or sanctions. The percentage was much higher for felonies than for gross misdemeanors and misdemeanors (37% as compared to 21% and 18%, respectively).

**Petitions Adjudicated/Found Guilty
Percent with Court Ordered Sanctions/Conditions
By Petition Type**

	Number of Petitions	DOC Commitment, Short Term Custody, or Other Out-of-Home Placement	In-Patient Treatment, Evaluation or Outpatient Treatment	Financial Sanctions/ Work Service
Felony	3,851	1442	1465	2864
		37.4%	38.0%	74.4%
Gross Misdemeanor	1,567	326	572	1213
		20.8%	36.5%	77.4%
Misdemeanor	5,649	1012	1912	4268
		17.9%	33.8%	75.6%
All Types	11,067	2780	3949	8345
		25.1%	35.7%	75.4%

Information on disposition outcomes by the case type at disposition is displayed in the table below. In interpreting this information, it is important to note that multiple outcomes are possible for a single delinquency petition. For example, a juvenile may be required to be under supervision/probation, to participate in treatment, and also be responsible for financial sanctions such as both fines and restitution. Dispositional outcomes aggregated by judicial district are included in Appendix B.

**Petitions Adjudicated/Found Guilty
Number of Dispositional Sanctions or Conditions by Petition Type**

	Number of Petitions	DOC Commitment/Jail	DOC Commitment/Jail - Stayed	Short-Term Custody	Supervision	Evaluation or Outpatient Treatment	In-Patient Treatment	Other Out of Home Placement	Financial Sanctions/ Work Service	Abstain/Random UAs	Other Sanction
Felony	3,851	1,114	327	234	3,308	1,513	409	300	3,851	1,695	3,662
Gross Misdemeanor	1,567	252	86	58	1,281	641	89	66	1,728	441	1,401
Misdemeanor	5,649	722	256	155	4,474	2,017	315	262	5,257	1,639	5,162
All Types	11,067	2,088	669	447	9,063	4,171	813	628	10,836	3,775	10,225

The above table only includes cases for which the court made a finding of guilt either on the case as a whole or for at least one individual count and for which some type of dispositional sanction was pronounced. The table includes only initial dispositional conditions ordered by the court and does not include additional conditions required as a result of violations of the original disposition order. The specific components included in each category are outlined in the table Number of Dispositional Sanctions or Conditions by Judicial District in Appendix B.

DATA SOURCES AND LIMITATIONS

The data used to prepare this report are primarily from the juvenile datamart maintained by the State Court Administrator’s Office of the Minnesota Supreme Court. The data in the datamart come from the court’s data warehouse, CJAD (Criminal Juvenile Analytical Database). The data warehouse pulls information from TCIS, the statewide case management system used for juvenile cases in all counties except Scott. The only juvenile data available for Scott County in 2002 are the number of filings by type of petition and by race. More detailed case charging information and dispositional data are not available.

Prior to 2001 this annual report was based on data from the court’s legacy data system, SJIS (State Judicial Information System). The availability of the data warehouse has allowed more detailed information to be included in this report, particularly regarding dispositional outcomes (e.g., SJIS only allowed up to four conditions/sanctions to be entered). However, because of differences in the data sources and the current lack of complete information for the First Judicial District (because of the missing Scott County data), caution should be used in making comparisons to data appearing in reports prior to 2001.

Appendices

A. Statute	A-1
-------------------------	-----

B. Tables

Juvenile Petitions Filed in 2002

By County	B-1
Type of Petition by Judicial District	B-2
Age at Offense by Judicial District	B-3
Gender by Judicial District	B-4
Judicial District by Race/Ethnicity	B-5
Felony Offense Type by Race/Ethnicity	B-6
Type of Petition by Alleged Offense Type	B-6
Judicial District by Alleged Offense Type.....	B-7
Felony Petition Most Serious Alleged Offense by Judicial District.....	B-8

Juvenile Dispositions

Type of Initial Disposition by Judicial District.....	B-9
Initial Disposition Rates by Race/Ethnicity.....	B-10
Percent with Court-Ordered Sanctions or Conditions by Judicial District.....	B-11
Number of Dispositional Sanctions or Conditions by Judicial District.....	B-12

APPENDIX A.

260B.173 Report on juvenile delinquency petitions.

The state court administrator shall annually prepare and present to the chairs and ranking minority members of the house judiciary committee and the senate crime prevention committee aggregate data by judicial district on juvenile delinquency petitions. The report must include, but need not be limited to, information on the act for which a delinquency petition is filed, the age of the juvenile, the county where the petition was filed, the outcome of the petition, such as dismissal, continuance for dismissal, continuance without adjudication, and the disposition of the petition such as diversion, detention, probation, restitution, or fine. The report must be prepared on a calendar year basis and be submitted annually beginning July 1, 1999.

HIST: 1999 c 139 art 2 s 22

APPENDIX B.

Delinquency Petitions Filed in 2002	
By County	

County	Total Number of Delinquency Petitions	County	Total Number of Delinquency Petitions
1 Aitkin	96	45 Marshall	30
2 Anoka	1,300	46 Martin	108
3 Becker	184	47 Meeker	85
4 Beltrami	328	48 Mille Lacs	198
5 Benton	145	49 Morrison	98
6 Bigstone	24	50 Mower	262
7 Blue Earth	247	51 Murray	34
8 Brown	104	52 Nicollet	113
9 Carlton	202	53 Nobles	75
10 Carver	415	54 Norman	33
11 Cass	270	55 Olmsted	391
12 Chippewa	49	56 Otter Tail	200
13 Chisago	170	57 Pennington	99
14 Clay	224	58 Pine	141
15 Clearwater	69	59 Pipestone	20
16 Cook	22	60 Polk	188
17 Cottonwood	76	61 Pope	42
18 Crow Wing	232	62 Ramsey	2,391
19 Dakota	2,246	63 Red Lake	26
20 Dodge	108	64 Redwood	108
21 Douglas	142	65 Renville	49
22 Faribault	76	66 Rice	217
23 Fillmore	71	67 Rock	32
24 Freeborn	154	68 Roseau	62
25 Goodhue	205	69 St. Louis	1,174
26 Grant	28	70 Scott	798
27 Hennepin	4,611	71 Sherburne	404
28 Houston	82	72 Sibley	181
29 Hubbard	161	73 Stearns	578
30 Isanti	208	74 Steele	159
31 Itasca	264	75 Stevens	14
32 Jackson	25	76 Swift	72
33 Kanabec	69	77 Todd	104
34 Kandiyohi	308	78 Traverse	20
35 Kittson	7	79 Wabasha	78
36 Koochiching	52	80 Wadena	72
37 Lac Qui Parle	30	81 Waseca	82
38 Lake	40	82 Washington	546
39 Lake of the Woods	19	83 Watonwan	110
40 Le Sueur	216	84 Wilkin	38
41 Lincoln	11	85 Winona	179
42 Lyon	115	86 Wright	505
43 Mcleod	299	87 Yellow Medicine	46
44 Mahnomen	270		

Statewide

24,136

**Juvenile Delinquency Petitions Filed in 2002
Type of Petition by Judicial District**

Judicial District		Type of Delinquency Petition			Total Petitions
		Felony	Gross Misd	Misd	
1	#	955	265	3140	4360
	%	21.9%	6.1%	72%	100.0%
2	#	1010	339	1042	2391
	%	42.2%	14.2%	43.6%	100.0%
3	#	769	182	832	1783
	%	43.1%	10.2%	46.7%	100.0%
4	#	1841	509	2261	4611
	%	39.9%	11.1%	49.0%	100.0%
5	#	519	122	613	1254
	%	41.4%	9.7%	48.9%	100.0%
6	#	568	129	741	1438
	%	39.5%	9.0%	51.5%	100.0%
7	#	831	216	898	1945
	%	42.7%	11.1%	46.2%	100.0%
8	#	338	75	392	805
	%	42.0%	9.3%	48.7%	100.0%
9	#	797	180	1229	2206
	%	36.1%	8.2%	55.7%	100.0%
10	#	1310	402	1631	3343
	%	39.2%	12.0%	48.8%	100.0%
Statewide	#	8938	2419	12,779	24,136
	%	37.0%	10.0%	52.9%	100.0%

**Juvenile Delinquency Petitions Filed in 2002
Age at Offense by Judicial District**

Judicial District	10	11	12	13	14	15	16	Unknown/ 17 Missing	Total	
1*	23 0.6%	65 1.8%	162 4.5%	302 8.5%	486 13.6%	686 19.3%	865 24.3%	961 27.0%	12 0.3%	3562 100.0%
2	29 1.2%	53 2.2%	154 6.4%	277 11.6%	381 15.9%	475 19.9%	480 20.1%	541 22.6%	1 0.0%	2391 100.0%
3	13 0.7%	33 1.9%	96 5.4%	194 10.9%	266 14.9%	308 17.3%	417 23.4%	455 25.5%	1 0.1%	1783 100.0%
4	32 0.7%	97 2.1%	244 5.3%	497 10.8%	711 15.4%	867 18.8%	1067 23.1%	1093 23.7%	3 0.1%	4611 100.0%
5	13 1.0%	42 3.3%	71 5.7%	120 9.6%	185 14.8%	254 20.3%	290 23.1%	276 22.0%	3 0.2%	1254 100.0%
6	7 0.5%	36 2.5%	70 4.9%	171 11.9%	202 14.0%	268 18.6%	323 22.5%	361 25.1%	0 0.0%	1438 100.0%
7	25 1.3%	40 2.1%	84 4.3%	186 9.6%	240 12.3%	378 19.4%	493 25.3%	496 25.5%	3 0.2%	1945 100.0%
8	8 1.0%	18 2.2%	34 4.2%	89 11.1%	87 10.8%	158 19.6%	205 25.5%	205 25.5%	1 0.1%	805 100.0%
9	21 1.0%	38 1.7%	121 5.5%	213 9.7%	347 15.7%	413 18.7%	509 23.1%	539 24.4%	5 0.2%	2206 100.0%
10	20 0.6%	70 2.1%	151 4.5%	249 7.4%	471 14.1%	667 20.0%	850 25.4%	859 25.7%	6 0.2%	3343 100.0%
Statewide	191 0.8%	492 2.1%	1187 5.1%	2298 9.8%	3376 14.5%	4474 19.2%	5499 23.6%	5786 24.8%	35 0.2%	23338 100.0%

* Totals for the First District do not include filings in Scott County. Detailed information on Scott County filings is not available.

**Juvenile Delinquency Petitions Filed in 2002
Gender by Judicial District**

Judicial District	Male	Female	Unknown/ Missing	Total
1*	2640 74.1%	870 24.4%	52 1.5%	3562 100.0%
2	1798 75.2%	591 24.7%	2 0.1%	2391 100.0%
3	1404 78.7%	360 20.2%	19 1.1%	1783 100.0%
4	3574 77.5%	1036 22.5%	1 0.0%	4611 100.0%
5	970 77.4%	249 19.9%	35 2.8%	1254 100.0%
6	1046 72.7%	392 27.3%	0 0.0%	1438 100.0%
7	1535 78.9%	405 20.8%	5 0.3%	1945 100.0%
8	660 82.0%	142 17.6%	3 0.4%	805 100.0%
9	1632 74.0%	561 25.4%	13 0.6%	2206 100.0%
10	2707 81.0%	631 18.9%	5 0.1%	3343 100.0%
Statewide	17966 77.0%	5237 22.4%	135 0.6%	23338 100.0%

* Totals for the First District do not include filings in Scott County.
Detailed information on Scott County filings is not available.

**Juvenile Delinquency Petitions Filed in 2002
Judicial District by Race/Ethnicity**

District	White	Black	American Indian	Hispanic	Asian/Pacific Islander	Multiple Races	Other	Refused	Missing	Total
1	2337 53.6%	369 8.5%	36 0.8%	114 2.6%	126 2.9%	67 1.5%	25 0.6%	0 0.0%	1286 29.5%	4360 100.0%
2	756 31.6%	737 30.8%	47 2.0%	465 19.4%	262 11.0%	49 2.0%	7 0.3%	4 0.2%	64 2.7%	2391 100.0%
3	1111 62.3%	130 7.3%	16 0.9%	175 9.8%	49 2.7%	31 1.7%	30 1.7%	4 0.2%	237 13.3%	1783 100.0%
4	1361 29.5%	2364 51.3%	248 5.4%	91 2.0%	343 7.4%	99 2.1%	14 0.3%	9 0.2%	82 1.8%	4611 100.0%
5	818 65.2%	30 2.4%	43 3.4%	106 8.5%	22 1.8%	23 1.8%	4 0.3%	0 0.0%	208 16.6%	1254 100.0%
6	846 58.8%	58 4.0%	314 21.8%	14 1.0%	4 0.3%	40 2.8%	4 0.3%	24 1.7%	134 9.3%	1438 100.0%
7	1091 56.1%	103 5.3%	181 9.3%	72 3.7%	18 0.9%	38 2.0%	7 0.4%	112 5.8%	323 16.6%	1945 100.0%
8	502 62.4%	7 0.9%	36 4.5%	135 16.8%	1 0.1%	9 1.1%	3 0.4%	0 0.0%	112 13.9%	805 100.0%
9	845 38.3%	10 0.5%	555 25.2%	51 2.3%	7 0.3%	50 2.3%	6 0.3%	30 1.4%	652 29.6%	2206 100.0%
10	2250 67.3%	264 7.9%	45 1.3%	63 1.9%	69 2.1%	57 1.7%	10 0.3%	13 0.4%	572 17.1%	3343 100.0%
Statewide	11917 49.4%	4072 16.9%	1521 6.3%	1286 5.3%	901 3.7%	463 1.9%	110 0.5%	196 0.8%	3670 15.2%	24136 100.0%

**Felony Juvenile Delinquency Petitions Filed in 2002
Offense Type by Race/Ethnicity**

Offense Type	White	American Black	Indian	Hispanic	Asian/Pacific Islander	Multiple Races	Other	Refused	Missing	Total
Person	1091 46.5%	503 21.4%	219 9.3%	121 5.2%	83 3.5%	46 2.0%	7 0.3%	19 0.8%	259 11.0%	2348 100.0%
Property	2866 55.3%	634 12.2%	306 5.9%	274 5.3%	322 6.2%	85 1.6%	16 0.3%	46 0.9%	637 12.3%	5186 100.0%
Drugs	343 53.6%	148 23.1%	20 3.1%	40 6.3%	14 2.2%	10 1.6%	2 0.3%	6 0.9%	57 8.9%	640 100.0%
Other	304 48.0%	101 16.0%	37 5.8%	51 8.1%	66 10.4%	10 1.6%	1 0.2%	2 0.3%	61 9.6%	633 100.0%
Unknown	0 0.0%	0 0.0%	0 0.0%	0 0.0%	1 100.0%	0 0.0%	0 0.0%	0 0.0%	0 0.0%	1 100.0%
Total*	4604 52.3%	1386 15.7%	582 6.6%	486 5.5%	486 5.5%	151 1.7%	26 0.3%	73 0.8%	1014 11.5%	8808 100.0%

* Detailed information on Scott County filings is not available.

**Juvenile Delinquency Petitions Filed in 2002
Type of Delinquency Petition by Alleged Offense Type
(most serious alleged offense)**

Type of Petition	Offense Category					Total
	Person	Property	Drug	Other	Unknown/ Missing	
Felony	2348 26.7%	5186 58.9%	640 7.3%	633 7.2%	1 0.0%	8808 100.0%
Gross Misd.	461 19.4%	1182 49.7%	4 0.2%	730 30.7%	0 0.0%	2377 100.0%
Misd.	4210 34.6%	4195 34.5%	138 1.1%	3608 29.7%	2 0.0%	12153 100.0%
Total*	7019 30.1%	10563 45.3%	782 3.4%	4971 21.3%	3 0.0%	23338 100.0%

* Detailed information on Scott County filings is not available.

Juvenile Delinquency Petitions Filed in 2002
Judicial District by Alleged Offense Type
(most serious alleged offense)

Judicial District	Offense Category					Total
	Person	Property	Drugs	Other	Unknown/ Missing	
1*	780	1749	106	926	1	3562
	21.9%	49.1%	3.0%	26.0%	0.0%	100.0%
2	681	1043	86	581	0	2391
	28.5%	43.6%	3.6%	24.3%	0.0%	100.0%
3	559	876	67	281	0	1783
	31.4%	49.1%	3.8%	15.8%	0.0%	100.0%
4	1665	1809	170	966	1	4611
	36.1%	39.2%	3.7%	20.9%	0.0%	100.0%
5	460	554	23	217	0	1254
	36.7%	44.2%	1.8%	17.3%	0.0%	100.0%
6	413	634	67	324	0	1438
	28.7%	44.1%	4.7%	22.5%	0.0%	100.0%
7	614	951	57	323	0	1945
	31.6%	48.9%	2.9%	16.6%	0.0%	100.0%
8	196	440	16	153	0	805
	24.3%	54.7%	2.0%	19.0%	0.0%	100.0%
9	562	969	66	609	0	2206
	25.5%	43.9%	3.0%	27.6%	0.0%	100.0%
10	1089	1538	124	591	1	3343
	32.6%	46.0%	3.7%	17.7%	0.0%	100.0%
Statewide	7019	10563	782	4971	3	23338
	30.0%	45.3%	3.4%	21.3%	0.0%	100.0%

* Totals for the First District do not include filings in Scott County. Detailed information on Scott County filings is not available.

**Felony Juvenile Delinquency Petitions Filed in 2002
Most Serious Alleged Offense**

Judicial District	Theft	Burglary	Assault	Property Damage	Drugs	Sex Offense	Weapons	Robbery	Homicide	Other	Unknown/Missing	Total
1*	231 28.0%	129 15.6%	107 13.0%	96 11.6%	85 10.3%	63 7.6%	34 4.1%	22 2.7%	1 0.1%	57 6.9%	0 0.0%	825 100.0%
2	326 32.3%	113 11.2%	146 14.5%	134 13.3%	75 7.4%	41 4.1%	56 5.5%	49 4.9%	1 0.1%	69 6.8%	0 0.0%	1010 100.0%
3	207 26.9%	198 25.7%	77 10.0%	79 10.3%	64 8.3%	56 7.3%	12 1.6%	17 2.2%	0 0.0%	59 7.7%	0 0.0%	769 100.0%
4	620 33.7%	229 12.4%	261 14.2%	118 6.4%	155 8.4%	93 5.1%	102 5.5%	139 7.6%	4 0.2%	119 6.5%	1 0.1%	1841 100.0%
5	117 22.5%	132 25.4%	90 17.3%	44 8.5%	22 4.2%	60 11.6%	26 5.0%	4 0.8%	0 0.0%	24 4.6%	0 0.0%	519 100.0%
6	122 21.5%	140 24.6%	68 12.0%	64 11.3%	47 8.3%	30 5.3%	17 3.0%	15 2.6%	8 1.4%	57 10.0%	0 0.0%	568 100.0%
7	260 31.3%	214 25.8%	104 12.5%	76 9.1%	50 6.0%	51 6.1%	18 2.2%	11 1.3%	1 0.1%	46 5.5%	0 0.0%	831 100.0%
8	96 28.4%	99 29.3%	34 10.1%	29 8.6%	9 2.7%	26 7.7%	11 3.3%	1 0.3%	2 0.6%	31 9.2%	0 0.0%	338 100.0%
9	206 25.8%	197 24.7%	115 14.4%	78 9.8%	46 5.8%	64 8.0%	12 1.5%	7 0.9%	8 1.0%	64 8.0%	0 0.0%	797 100.0%
10	412 31.5%	251 19.2%	175 13.4%	135 10.3%	87 6.6%	88 6.7%	57 4.4%	24 1.8%	3 0.2%	78 6.0%	0 0.0%	1310 100.0%
Statewide	2597 29.5%	1702 19.3%	1177 13.4%	853 9.7%	640 7.3%	572 6.5%	345 3.9%	289 3.3%	28 0.3%	604 6.9%	1 0.0%	8808 100.0%

* Totals for the First District do not include filings in Scott County. Detailed information on Scott County filings is not available.

**Delinquency Petitions Disposed in 2002
Type of Initial Disposition by Judicial District**

Judicial District	Total Petitions Disposed	Adjudication w/ Sanctions	Diversion, Stay of Adjudication or Continued for Dismissal	Dismissed	Certification to Adult Court	Other Case Closure or Jurisdiction Terminated
1*	3,012	1,195 39.7%	871 28.9%	812 27.0%	13 0.4%	121 4.0%
2	2,154	1,050 48.7%	581 27.0%	345 16.0%	5 0.2%	173 8.0%
3	1,512	978 64.7%	269 17.8%	212 14.0%	11 0.7%	42 2.8%
4	3,962	2,336 59.0%	458 11.6%	1,053 26.6%	23 0.6%	92 2.3%
5	1,023	628 61.4%	240 23.5%	117 11.4%	1 0.1%	37 3.6%
6	1,305	762 58.4%	399 30.6%	92 7.0%	12 0.9%	40 3.1%
7	1,687	954 56.6%	289 17.1%	186 11.0%	6 0.4%	252 14.9%
8	641	328 51.2%	210 32.8%	90 14.0%	1 0.2%	12 1.9%
9	1,882	879 46.7%	648 34.4%	244 13.0%	18 1.0%	93 4.9%
10	2,807	1,957 69.7%	406 14.5%	363 12.9%	14 0.5%	67 2.4%
Statewide	19,985	11,067 55.4%	4,371 21.9%	3,514 17.6%	104 0.5%	929 4.6%

* Totals for the First Judicial District do not include dispositions in Scott County. Data on juvenile dispositions in Scott County are not available.

**Juvenile Delinquency Petitions Disposed in 2002
Initial Disposition Rates by Race/Ethnicity**

Race/ Ethnicity	Total	Adjudicated with Sanctions	Diversion, Stay of Adjudication or Continued for Dismissal	Dismissed	Certification	Other Case Closure or Jurisdiction Terminated
White	10508	6077 57.8%	2589 24.6%	1466 14.0%	51 0.5%	325 3.1%
Black	3460	1878 54.3%	469 13.6%	945 27.3%	23 0.7%	145 4.2%
American Indian	1336	825 61.8%	248 18.6%	194 14.5%	11 0.8%	58 4.3%
Hispanic	1185	684 57.7%	299 25.2%	151 12.7%	4 0.3%	47 4.0%
Asian/Pacific Islander	778	469 60.3%	145 18.6%	131 16.8%	3 0.4%	30 3.9%
Multiple Races	430	247 57.4%	103 24.0%	61 14.2%	3 0.7%	16 3.7%
Other	68	44 64.7%	14 20.6%	10 14.7%	0 0.0%	0 0.0%
Refused	194	76 39.2%	50 25.8%	34 17.5%	1 0.5%	33 17.0%
Missing	2026	767 37.9%	454 22.4%	522 25.8%	8 0.4%	275 13.6%
Total	19985	11067 55.4%	4371 21.9%	3514 17.6%	104 0.5%	929 4.6%

Totals do not include dispositions in Scott County. Data on juvenile dispositions in Scott County are not available.

**Juvenile Delinquency Petitions Disposed in 2002
Petitions Adjudicated/Found Guilty
Percent with Court-Ordered Sanctions or Conditions by Judicial District**

Judicial District	Number of Petitions	DOC Commitment, Short Term Custody, or Other Out-of-Home Placement	In-Patient Treatment, Evaluation or Outpatient Treatment	Financial Sanctions/ Work Service
1	1,195	230 19.2%	400 33.5%	871 72.9%
2	1,050	420 40.0%	358 34.1%	646 61.5%
3	978	137 14.0%	243 24.8%	858 87.7%
4	2,336	444 19.0%	1200 51.4%	1779 76.2%
5	628	87 13.9%	155 24.7%	544 86.6%
6	762	201 26.4%	196 25.7%	579 76.0%
7	954	251 26.3%	294 30.8%	775 81.2%
8	328	99 30.2%	100 30.5%	267 81.4%
9	879	203 23.1%	204 23.2%	655 74.5%
10	1,957	708 36.2%	799 40.8%	1371 70.1%
Statewide	11,067	2780 25.1%	3949 35.7%	8345 75.4%

Totals for the First Judicial District do not include dispositions in Scott County. Data on juvenile dispositions in Scott County are not available.

**Juvenile Delinquency Petitions Disposed in 2002
Petitions Adjudicated/Found Guilty
Number of Dispositional Sanctions or Conditions by Judicial District**

Judicial District	Number of Petitions	DOC Commitment/Jail	DOC Commitment/Jail – Stayed	Short-Term Custody	Supervision	Evaluation / Outpatient Treatment	In-Patient Treatment	Other Out of Home Placement	Financial Sanctions/Community Work Service	Abstain/Random UAs	Other Sanctions
1*	1,195	201	37	22	1,280	306	188	10	1,141	584	1,870
2	1,050	368	45	43	991	406	14	20	830	57	515
3	978	83	26	16	897	206	66	67	1,227	617	1,162
4	2,336	291	251	160	1,269	1,406	271	38	2,461	251	1,500
5	628	47	56	4	544	154	31	61	800	217	705
6	762	160	33	38	670	192	47	30	695	228	608
7	954	205	56	27	825	290	56	74	948	376	679
8	328	71	36	25	271	90	28	26	359	175	459
9	879	155	42	19	636	187	37	75	794	129	545
10	1,957	507	87	93	1,680	934	75	227	1,581	1,141	2,182
Statewide	11,067	2,088	669	447	9,063	4,171	813	628	10,836	3,775	10,225

* Totals for the First Judicial District do not include dispositions in Scott County. Data on juvenile dispositions in Scott County are not available.

The table does not include sanctions or conditions required as a result of violations of the initial disposition order. The categories include the following types of outcomes:

- DOC Commitment/Jail:* Commitment to a Department of Corrections (DOC) or local facility.
- DOC Commitment/Jail – Stayed:* Commitments to DOC and local facilities that are stayed.
- Short-Term Custody:* Jails, lock-ups, and secure detention facilities not included as commitments.
- Supervision:* Probation, home detention, electronic monitoring, appointment of Guardian ad Litem.
- Evaluation/Outpatient Treatment and Inpatient Treatment:* Psychiatric, chemical dependency, sex offender or medical. Evaluations are included in the outpatient treatment category.
- Other Out of Home Placement:* Out of home placements other than jail/DOC commitments.
- Financial Sanctions:* Fines, restitution, court funds, community work service.
- Other Sanctions:* School attendance, drug testing, driver's license suspension, no new arrests, no contact orders, letters of apology to victim.